

Lockdown Drill Visual Story



What is a Lockdown Drill?

A lockdown drill is when we practice what to do in case there is a potential danger to our school community.

We practice what to do in case of a lockdown to help keep us safe.

What are other things we do to help keep us safe?



Wear a helmet




Wear a seatbelt



Wear a mask



When the lockdown drill starts, I will hear an announcement or an alarm.




If the alarm or announcement is loud, I can cover my ears or ask for help.



**I will remain as silent as possible until the
drill is over.**



**My teacher will lock the classroom door and
turn off the lights.**



My teacher, myself, or a classmate will put a cover on our door window.



**If I feel nervous, worried or scared I can
take a deep breath.**



I will stay in my seat unless my teacher tells me to move out of sight.

If so, I will go to our lockdown spot.




If we leave my classroom, I will follow my teacher's directions.



I might see police officers or security guards. They are also practicing in case of an emergency.



I will wait until my teacher or another adult announces the drill is over and follow their directions.

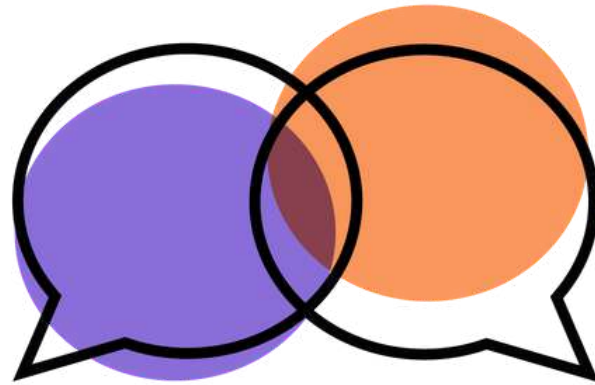


**If I have questions about the drill, I can ask
a teacher or adult.**



**If I feel nervous, worried or scared I can
take a deep breath.**

Start the



Conversation

nycchildrenstheater.org/emergency-drill-support



New York City Children's Theater's mission is to promote children's literacy and social development through accessible, professional theater productions and arts-in-education programs.

nycchildrenstheater.org